



SRGC

Bulb Log Diary

ISSN 2514-6114

Pictures and text © Ian Young

BULB LOG 44.....3rd November 2021



Acer griseum




Walking east down the road towards our garden you cannot fail to notice the **Acer griseum** leaves which are now in their bright orange autumn guise. Some of the other trees growing around it that can be seen in these pictures are **Sorbus fruticosa 'Koeheana'**, **Pinus aristata** and **Pinus sylvestris fastigiata** which is one of the tallest trees in the street.



In the foreground are **Rhododendron smirnowii** and **Rhododendron taliense x lacteum**.




Even in the winter when it has shed all its leaves the papery cinnamon coloured bark of **Acer griseum** continues to decorate the garden making it an ideal subject for cool moist gardens such as ours.



Acer griseum



There are a further two Acers in the front garden, both seed raised, that give the garden a real woodland feel especially when walking around at this time of year with the warm coloured carpet of leaves covering the ground.





Not all the leaves have reached the ground some have become trapped among the spikey foliage of this **Aciphylla glauca**, which now appears to have been decorated for the season by nature.





I return to the group of fungi that featured on last week's cover because the scene is continually changing.


I took the picture on the left because more leaves had fallen and the caps of the fungi have expanded to shed their spores. Then we were engulfed in a deluge of heavy rain and wind which blew and battered the remaining leaves until they also gave up, dropping to further carpet the ground tempting me to capture (yet) another picture to record this evolving scene.



These newly fallen leaves are but one display of nature's beauty and hopefully as they slowly break down into the soil the environmental conditions will become favourable to allowing some of the spores, shed by the fungi, to germinate and so the natural cycle of growth, decay, renew will continue.




The newly clipped cloud pruned *Chamaecyparis obtusa nana gracilis* stands well against the orange Acer leaves.



On one of my walks I find the trees round this pond are also turning casting colourful reflections across the water.



I think of the waterlily paintings by the great artist Claude Monet when he painted the reflections on the water rather than the direct scene with his work getting increasingly abstract as his art evolved and his eyesight faded.



Works of art including photographs should encourage the viewer to see things in a different way.



When you look at the mess above made when a builder washed out his cement mixer and dumped it on the track you may not at first relate it to the scene of a stylish room on the left.



As I approached the spill my eye was immediately attracted to the subtle tones of grey and then I spotted that a bird had walked across the wet cement leaving a trail of footprints, the smudge, leaf and bits of grass all added to my fascination and when I spotted the red and white bit of wrapper that just completed the image – all I had to do was compose the photograph to capture the most dynamic image.

The advantages of photography are that I can capture the moment of such fleeting images. By the next day the rain had washed away many of those lovely tones and more vehicles had driven through spoiling the composition however I was so captivated by the aesthetics and the storey of the image that I had frozen in time that I decided to turn it into a print. It is so easy nowadays to get such photograph based prints all I had to do was upload the image to [The Print Space](#) select the type of print, I choose a Giclée print which are loved by visual artists for their handmade feel, beautiful range of textured papers and vibrant brilliant tonal range. I choose, Hahnemühle German Etching, a type of art paper I am familiar with from previous editions of my prints, and within two days the print had arrived. The print hanging in room settings is a function on their website.






I have taken many photographs of the ground showing road markings, textures, potholes, etc. that I use in my art such as above where two images are combined into one dynamic composition suggesting movement.



Gardening is art; that is why it is **horticulture**. Everything about gardening requires a creative process - the layout and the planting requires the same choices as working on a painting or any other medium, the garden can further serve the practice of creativity by providing endless subjects to draw paint or photograph.



One of the factors that influenced our choice of tree species for the garden was the size of their leaves and how well they coloured in autumn - most will take on the hot bright colours but I also like to photograph the fallen leaves I find on my walks many of which have the more subtle yellow, russet to brown colouring as captured on the left and the following two pictures.



Fallen leaves





Acer platanoides 'Crimson King' is the tree with the largest leaves that we grow: it sits approximately in the centre of our garden where the deep red new leaves act as a contrast to the green leaves of the many other subjects. Despite growing red leaves 'Crimson King' often turn brown in the autumn but in some years, like this, they do retain a red tint. Because of their size I mostly shred them before putting them onto the leaf mould heaps.




The wild weather means that the colourful leaves will not hang on to the trees for long so I will share some autumn scenes from the garden in the next sequence of images.





***Acer palmatum* 'Osakazuki'**



***Acer palmatum* 'Osakazuki'**



Red carpet




Indeed it has been a short season as after one more wild day of wind and rain most of the leaves are now on the ground where we can still enjoy the red carpet for a while before they need cleared away from the paths.



Relief came when the skies did clear for a while and the trees looked beautiful, illuminated by the low sun against the blue sky. The dark clusters on the birch are witches' brooms caused by fungal, viral or bacterial activity which are sometimes used as nesting sites by birds such as Wood Pidgeon.




Unless it turns really cold some of the Cotoneaster trees will hold on to their leaves all the way through the winter only dropping when the new crop emerges. Their berries ripen later providing the birds with a winter food source.



This is the view from our sitting room window in the lovely warm glowing light that we get just before the sun sets – it shows how close some of the trees are to the house which was our intention to bring the garden and the wild close enough so we can enjoy watching them from sitting room



The resident population of birds has swelled by an influx of migrants coming across from northern Scandinavia.



I will leave you with one more autumnal image as the garden heads towards winter.....